

Chapter  
**13**

# Jesus Saves Us from Sin

### Learning Focus

This chapter will help the children

1. know that Jesus is God's greatest gift.
2. understand that Jesus died to save all people from sin and rose from the dead.
3. learn about Saint Elizabeth of Hungary who sacrificed for others.

### Faith Words

sacrifice  
Resurrection

### Self-Evaluation

This session was

- one of the best
- pretty good
- in need of improvement

What worked out best was

\_\_\_\_\_

\_\_\_\_\_

\_\_\_\_\_

For next time I would change

\_\_\_\_\_

\_\_\_\_\_




\_\_\_\_\_

I will be sure to prepare for

\_\_\_\_\_

\_\_\_\_\_

\_\_\_\_\_

Teaching Steps	Materials	Multimedia Resources
<b>Share</b> 15 minutes (p. 153)		
 <ul style="list-style-type: none"> <li>• Pray the Scripture verse.</li> <li>• Read the text and discuss the picture.</li> <li>• Draw a picture of giving something up to help others.</li> </ul> <p><b>Additional Activity</b></p> <ul style="list-style-type: none"> <li>• Brainstorm and vote.</li> </ul>	<ul style="list-style-type: none"> <li>• materials for prayer corner (p.150C) or see <u>Prayer Corner</u></li> <li>• chalk</li> <li>• crayons or markers</li> </ul> <p><b>Activity Master 13a</b> See Catechist Guide, page 150D.</p>	<p><b>Books</b></p> <ul style="list-style-type: none"> <li>• <i>He Is Risen: The Easter Story</i> Elizabeth Winthrop; illustrated by Charles Mikolaycak (Holiday House, 1985) This is a retelling of Christ's crucifixion and Resurrection.</li> </ul>
<b>Hear &amp; Believe</b> 25 minutes (pp. 154-155)		
 <ul style="list-style-type: none"> <li>• Discuss the illustration.</li> <li>• Read and discuss the Scripture story about how Jesus gave up his life for others.</li> <li>• Teach the doctrine in "Our Church Teaches."</li> <li>• Discuss We Believe and review the Faith Words.</li> </ul> <p><b>Additional Activity</b></p> <ul style="list-style-type: none"> <li>• Create story strips for the Scripture story.</li> </ul>	<ul style="list-style-type: none"> <li>• CD player</li> </ul> <p><b>Additional Activity</b></p> <ul style="list-style-type: none"> <li>• poster paper</li> <li>• crayons or markers</li> <li>• pens or pencils</li> <li>• tape</li> </ul>	<p><b>Audio</b></p> <ul style="list-style-type: none"> <li>• *BLEST ARE WE Scripture CD 2, track 10</li> </ul> <p><b>Videos</b></p> <ul style="list-style-type: none"> <li>• *<i>Saints' Gallery of Heaven's Heroes: Volume I: Heaven's Heroes</i> (40 min.) (Oblate Media &amp; Communication) Includes Saint Elizabeth of Hungary.</li> </ul>
<b>Respond</b> 20 minutes (pp. 156-158)		
 <ul style="list-style-type: none"> <li>• Discuss the illustration.</li> <li>• Read and discuss the story about Saint Elizabeth of Hungary.</li> <li>• Offer a sacrifice.</li> <li>• Find a "mystery of faith."</li> <li>• Pray "A Prayer of Faith."</li> </ul> <p><b>Additional Activity</b></p> <ul style="list-style-type: none"> <li>• Make stick puppets.</li> </ul>	<ul style="list-style-type: none"> <li>• pencils or pens</li> </ul> <p><b>Additional Activity</b></p> <ul style="list-style-type: none"> <li>• paper</li> <li>• crayons or markers</li> <li>• ice-cream sticks</li> <li>• tape or glue sticks</li> <li>• scissors</li> <li>• fabric or felt scraps</li> </ul> <p><b>Activity Master 13b</b> See Catechist Guide, page 151.</p>	<p><b>Music</b></p> <ul style="list-style-type: none"> <li>• "Eat This Bread" (Unit 4 song, page 150)</li> <li>• *BLEST ARE WE music CD 2, track 5</li> <li>• *BLEST ARE WE Song Book #10</li> <li>• *<i>Gather Comprehensive II Hymnal #806</i></li> <li>• "Were You There" African American spiritual</li> <li>• *<i>Gather Comprehensive II Hymnal #438</i></li> </ul>

\* Distributed by Silver Burdett Ginn Religion

- Complete the **Chapter Review**, p. 159.
- Complete **Faith in Action** – Parish Ministry about a Culture Club, p. 160.
- Distribute the **Take Home Family Time** pages for the next chapter.

Chapter  
**14**

# We Receive the Gift of Jesus

### Learning Focus

This chapter will help the children

1. recognize that at Mass they remember the events of the Last Supper.
2. discover that Jesus is truly present in the bread and wine.
3. learn how to receive Jesus in the Eucharist.

### Faith Words

Eucharist

### Self-Evaluation

This session was

- one of the best
- pretty good
- in need of improvement

What worked out best was

\_\_\_\_\_

\_\_\_\_\_

For next time I would change




\_\_\_\_\_

\_\_\_\_\_

I will be sure to prepare for

\_\_\_\_\_

\_\_\_\_\_

Teaching Steps	Materials	Multimedia Resources
<b>Share</b> 15 minutes (p. 163)		
 <ul style="list-style-type: none"> <li>• Pray the Scripture verse.</li> <li>• Read the text and discuss what the children hunger for, or need.</li> <li>• Complete the picture reading activity.</li> </ul> <p><b>Additional Activity</b></p> <ul style="list-style-type: none"> <li>• Express needs vs wants.</li> </ul>	<ul style="list-style-type: none"> <li>• materials for prayer corner (p.160C) or see <u>Prayer Corner</u></li> <li>• pens or pencils</li> </ul> <p><b>Additional Activity</b></p> <ul style="list-style-type: none"> <li>• paper</li> <li>• markers</li> </ul> <p><b>Activity Master 14a</b> See Catechist Guide, page 160D.</p>	<p><b>Books</b></p> <ul style="list-style-type: none"> <li>• <i>A Peek into My Church</i> Wendy Goody and Veronica Kelly (Whippersnapper Books, 1999) Illustrations and narrative details teach children essential Catholic beliefs and ritual, including the parts of the Mass and Communion.</li> </ul>
<b>Hear &amp; Believe</b> 25 minutes (pp. 164-165)		
 <ul style="list-style-type: none"> <li>• Discuss the illustration.</li> <li>• Read and discuss “The Gift of Eucharist.”</li> <li>• Teach the doctrine in “Our Church Teaches.”</li> <li>• Discuss We Believe and review the Faith Words.</li> </ul> <p><b>Additional Activity</b></p> <ul style="list-style-type: none"> <li>• Write a prayer of thanks.</li> </ul>	<ul style="list-style-type: none"> <li>• DVD player</li> <li>• TV monitor</li> </ul> <p><b>Additional Activity</b></p> <ul style="list-style-type: none"> <li>• paper</li> <li>• pencils and markers</li> <li>• felt</li> <li>• glue sticks</li> <li>• scissors</li> <li>• yarn or ribbon</li> </ul>	<p><b>Videos</b></p> <ul style="list-style-type: none"> <li>• *DVD <i>Quick Clips 2</i>, Segment 7 “The Mass, Our Special Meal”</li> <li>• *<i>Mass for Children: Understanding the Mass</i> (30 min.) (Oblate Media &amp; Communication) Children discover celebration of the Eucharist as a source of joy and strength.</li> </ul>
<b>Respond</b> 20 minutes (pp. 166-168)		
 <ul style="list-style-type: none"> <li>• Discuss the photograph.</li> <li>• Read and discuss the story about Holy Communion.</li> <li>• Solve eucharistic puzzle.</li> <li>• Pray “Praying with a Gospel Story.”</li> </ul> <p><b>Additional Activity</b></p> <ul style="list-style-type: none"> <li>• Create a puzzle.</li> </ul>	<ul style="list-style-type: none"> <li>• music conducive to reflection</li> <li>• CD player</li> </ul> <p><b>Additional Activity</b></p> <ul style="list-style-type: none"> <li>• paper</li> <li>• pencils</li> </ul> <p><b>Activity Master 14b</b> See Catechist Guide, page 161.</p>	<p><b>Music</b></p> <ul style="list-style-type: none"> <li>• “Eat This Bread” (Unit 4 song, page 150) *BLEST ARE WE music CD 2, track 5 *BLEST ARE WE <i>Song Book #10</i> *<i>Gather Comprehensive II</i> Hymnal #806</li> <li>• “Now in This Banquet” Meditation track *BLEST ARE WE music CD 2, track 7</li> </ul>

\* Distributed by Silver Burdett Ginn Religion

- Complete the **Chapter Review**, p. 169.
- Complete **Faith in Action** – Parish Ministry about Extraordinary Ministers of Holy Communion, p. 170.
- Distribute the **Take Home Family Time** pages for the next chapter.

Chapter  
**15**

# We Carry On the Work of Jesus

### Learning Focus

This chapter will help the children

1. discover ways that Jesus showed his love for all people.
2. understand that when they show love for another person, they are showing love for God.
3. identify ways that they can show love for others.

### Faith Words

New Commandment

### Self-Evaluation

This session was

- one of the best
- pretty good
- in need of improvement

What worked out best was

---



---



---

For next time I would change

---



---



---

I will be sure to prepare for




---



---



---

Teaching Steps	Materials	Multimedia Resources
<b>Share</b> 15 minutes (p. 173)		
 <ul style="list-style-type: none"> <li>• Pray the Scripture verse.</li> <li>• Read the text and discuss jobs and kinds of work.</li> <li>• Draw pictures of work the children would like to do as adults.</li> </ul> <p><b>Additional Activity</b></p> <ul style="list-style-type: none"> <li>• Design an award.</li> </ul>	<ul style="list-style-type: none"> <li>• materials for prayer corner (p.170C) or see <u>Prayer Corner</u></li> <li>• crayons or markers</li> <li>• colored paper</li> <li>• ribbon</li> <li>• glue sticks</li> <li>• scissors</li> </ul> <p><b>Activity Master 15a</b> See Catechist Guide, page 170D.</p>	<p><b>Books</b></p> <ul style="list-style-type: none"> <li>• <i>Music, Music for Everyone</i> Vera B. Williams (Greenwillow Books 1988) Rosa plays the accordion in the Oak Street Band to earn money to help pay for her grandmother's medical expenses.</li> </ul>
<b>Hear &amp; Believe</b> 25 minutes (pp. 174-175)		
 <ul style="list-style-type: none"> <li>• Discuss the illustration.</li> <li>• Read and discuss the Scripture play about Jesus' healing of Jairus' daughter.</li> <li>• Teach the doctrine in "Our Church Teaches."</li> <li>• Discuss We Believe and review the Faith Words.</li> </ul> <p><b>Additional Activity</b></p> <ul style="list-style-type: none"> <li>• Dramatize a Scripture story.</li> </ul>	<ul style="list-style-type: none"> <li>• several pieces of chalk</li> <li>• CD player</li> <li>• DVD player</li> <li>• TV monitor</li> </ul> <p><b>Additional Activity</b></p> <ul style="list-style-type: none"> <li>• props for play</li> </ul>	<p><b>Audio</b></p> <ul style="list-style-type: none"> <li>• *BLEST ARE WE <i>Scripture</i> CD 2, track 11</li> </ul> <p><b>Videos</b></p> <ul style="list-style-type: none"> <li>• *DVD <i>Quick Clips 2</i>, Segment 8 "The Raising of Jairus' Daughter"</li> <li>• <i>Compassion</i> "Adventures from the Book of Virtues" (30 min.) (Oblate Media &amp; Communication) Includes the retelling of Androcles and the Lion</li> </ul>
<b>Respond</b> 20 minutes (pp. 176-178)		
 <ul style="list-style-type: none"> <li>• Discuss the photograph.</li> <li>• Read and discuss the story about parish members helping someone.</li> <li>• Write four words to say to someone sad.</li> <li>• Create a helping picture.</li> <li>• Pray "The Thumb Prayer."</li> </ul> <p><b>Additional Activity</b></p> <ul style="list-style-type: none"> <li>• Create a helping chart.</li> </ul>	<ul style="list-style-type: none"> <li>• pencils or pens</li> <li>• magazines</li> </ul> <p><b>Additional Activity</b></p> <ul style="list-style-type: none"> <li>• chalk</li> <li>• paper</li> <li>• markers</li> <li>• craft sticks</li> </ul> <p><b>Activity Master 15b</b></p> <ul style="list-style-type: none"> <li>• See Catechist Guide, page 171.</li> </ul>	<p><b>Music</b></p> <ul style="list-style-type: none"> <li>• "Eat This Bread" (Unit 4 song, page 150) *BLEST ARE WE music CD 2, track 5 *Blest Are We <i>Song Book #10</i> *<i>Gather Comprehensive II</i> Hymnal #806</li> <li>• "Blest Are We" (Program song, page 22) *Blest Are We music CD 2, track 1 *Blest Are We <i>Song Book #1</i> *<i>Gather Comprehensive II</i> Hymnal #682</li> </ul>

\* Distributed by Silver Burdett Ginn Religion

- Complete the **Chapter Review**, p. 179.
- Complete **Faith in Action** – Parish Ministry about a Parish Nurse, p. 180.
- Distribute the **Take Home Family Time** pages for the next chapter.

# Chapter 16

## We Pray Like Jesus

### Learning Focus

This chapter will help the children

1. realize that Jesus taught the Lord's Prayer to his followers.
2. learn to pray the Lord's Prayer with an understanding of its meaning.
3. recognize that they can pray at any time.

### Faith Words

hallowed  
trespasses  
temptation

### Self-Evaluation

This session was

- one of the best
- pretty good
- in need of improvement

What worked out best was

---



---



---

For next time I would change

---



---



---

I will be sure to prepare for




---



---



---

Teaching Steps	Materials	Multimedia Resources
<b>Share</b> 15 minutes (p. 183)		
 <ul style="list-style-type: none"> <li>• Pray the Scripture verse.</li> <li>• Read the text and discuss daily schedules.</li> <li>• Complete a schedule.</li> </ul> <p><b>Additional Activity</b></p> <ul style="list-style-type: none"> <li>• Draw a picture of an ordinary day.</li> </ul>	<ul style="list-style-type: none"> <li>• materials for prayer corner (p.180C) or see <u>Prayer Corner</u></li> <li>• pencils or pens</li> </ul> <p><b>Additional Activity</b></p> <ul style="list-style-type: none"> <li>• drawing paper</li> <li>• crayons or markers</li> </ul> <p><b>Activity Master 16a</b> See Catechist Guide, page 180D.</p>	<p><b>Books</b></p> <ul style="list-style-type: none"> <li>• <i>The Magic Paintbrush</i> Robin Muller (Viking Press, 1992) When Nib, a street orphan, helps an old man being robbed, his reward is a magic paintbrush. It brings to life whatever he paints.</li> </ul>
<b>Hear &amp; Believe</b> 25 minutes (pp. 184-185)		
 <ul style="list-style-type: none"> <li>• Discuss the illustration.</li> <li>• Read and discuss the Scripture story about the Lord's Prayer.</li> <li>• Teach the doctrine in "Our Church Teaches."</li> <li>• Discuss We Believe and review the Faith Words.</li> </ul> <p><b>Additional Activity</b></p> <ul style="list-style-type: none"> <li>• Make a "daily needs" poster.</li> </ul>	<ul style="list-style-type: none"> <li>• CD player</li> </ul> <p><b>Additional Activity</b></p> <ul style="list-style-type: none"> <li>• poster paper</li> <li>• crayons or markers</li> <li>• blank white stickers</li> <li>• blank colored stickers</li> </ul>	<p><b>Audio</b></p> <ul style="list-style-type: none"> <li>• *BLEST ARE WE Scripture CD 2, track 12</li> </ul> <p><b>Books</b></p> <ul style="list-style-type: none"> <li>• *<i>The Gift of Prayer: A Prayer Book for Children</i> (Silver Burdett Ginn Religion, 2000) Includes prayers from Mass, an examination of conscience, and the Rite of Reconciliation</li> </ul>
<b>Respond</b> 20 minutes (pp. 186-188)		
 <ul style="list-style-type: none"> <li>• Discuss the photograph.</li> <li>• Read and discuss the Lord's Prayer.</li> <li>• Solve a prayer puzzle.</li> <li>• Learn prayers by heart.</li> <li>• Pray "A Community Prayer."</li> </ul> <p><b>Additional Activity</b></p> <ul style="list-style-type: none"> <li>• Make a "Lord's Prayer" booklet.</li> </ul>	<p><b>Additional Activity</b></p> <ul style="list-style-type: none"> <li>• colored paper</li> <li>• scissors</li> <li>• glue sticks</li> <li>• markers</li> <li>• magazines</li> </ul> <p><b>Activity Master 16b</b></p> <ul style="list-style-type: none"> <li>• See Catechist Guide, page 181.</li> </ul>	<p><b>Music</b></p> <ul style="list-style-type: none"> <li>• "Eat This Bread" (Unit 4 song, page 150) *BLEST ARE WE music CD 2, track 5 *BLEST ARE WE Song Book #10 *<i>Gather Comprehensive II</i> Hymnal #806</li> <li>• "The Lord's Prayer" *BLEST ARE WE music CD 4, track 7 *BLEST ARE WE Song Book #22 *<i>Gather Comprehensive II</i> Hymnal #164</li> </ul>

\* Distributed by Silver Burdett Ginn Religion

- Complete the **Chapter Review**, p. 189.
- Complete **Faith in Action** – Parish Ministry about Catechists, p. 190.
- Distribute the **Take Home Family Time** pages for the next chapter.