

Chapter  
**5**

# Jesus Shows Us How to Forgive and Heal

### Learning Focus

This chapter will help the children

1. understand that God sent Jesus to heal and forgive us because we all have original sin.
2. realize that God wants us to act with compassion and mercy.
3. learn that the Holy Spirit is with us and helps us do God's will.

### Faith Words

compassion  
mercy  
original sin

### Self-Evaluation

This session was

- one of the best
- pretty good
- in need of improvement

What worked out best was

\_\_\_\_\_

\_\_\_\_\_

\_\_\_\_\_

For next time I would change

\_\_\_\_\_

\_\_\_\_\_




\_\_\_\_\_

I will be sure to prepare for

\_\_\_\_\_

\_\_\_\_\_

\_\_\_\_\_

Teaching Steps	Materials	Multimedia Resources
<b>Share</b> 15 minutes (p. 69)		
 <ul style="list-style-type: none"> <li>• Pray the Scripture verse.</li> <li>• Read the text and discuss personal experiences.</li> <li>• Complete the matching activity.</li> </ul> <p><b>Additional Activity</b></p> <ul style="list-style-type: none"> <li>• Draw a cartoon.</li> </ul>	<ul style="list-style-type: none"> <li>• materials for prayer corner (p. 66C) or see <u>Prayer Corner</u></li> <li>• pencils or pens</li> </ul> <p><b>Activity Master 5a</b> See Catechist Guide, page 66D.</p>	<p><b>Books</b></p> <ul style="list-style-type: none"> <li>• <i>When Jesus Was Young</i> Carole MacClennan (Twenty-Third Publications, 1993) Children learn through activities and stories about the homes, food, clothing when Jesus was a child.</li> </ul>
<b>Hear &amp; Believe</b> 25 minutes (pp. 70-71)		
 <ul style="list-style-type: none"> <li>• Discuss the illustration.</li> <li>• Read, retell, and discuss the Scripture story about Jesus curing the sick man.</li> <li>• Teach the doctrine in “Our Church Teaches.”</li> <li>• Discuss We Believe and review the Faith Words.</li> </ul> <p><b>Additional Activity</b></p> <ul style="list-style-type: none"> <li>• Fill in a prayer verse.</li> </ul>	<p><b>Additional Activity</b></p> <ul style="list-style-type: none"> <li>• Bible (one for every two children)</li> <li>• markers</li> <li>• 3-by-5-inch cards</li> <li>• CD player</li> </ul>	<p><b>Audio</b></p> <ul style="list-style-type: none"> <li>• *BLEST ARE WE Scripture CD 3, Track 4</li> </ul> <p><b>Books</b></p> <ul style="list-style-type: none"> <li>• <i>St. Francis</i> Brian Wildsmith (Eerdmans Publishing, 1995) Bright drawings enhance Saint Francis’ story.</li> </ul>
<b>Respond</b> 20 minutes (pp. 72-74)		
 <ul style="list-style-type: none"> <li>• Discuss the photo.</li> <li>• Use “story props” to read the story about Saint Francis.</li> <li>• Complete the word scramble.</li> <li>• Select words of Healing.</li> <li>• Pray “A Response Prayer.”</li> </ul> <p><b>Additional Activity</b></p> <ul style="list-style-type: none"> <li>• Do the interview activity.</li> </ul>	<ul style="list-style-type: none"> <li>• scarves or pieces of fabric</li> <li>• play money</li> <li>• paper swords</li> <li>• paper hearts</li> <li>• DVD player</li> <li>• TV monitor</li> </ul> <p><b>Additional Activity</b></p> <ul style="list-style-type: none"> <li>• book of stories about Saint Francis</li> <li>• white paper</li> <li>• pencils</li> </ul> <p><b>Activity Master 5b</b> See Catechist Guide, page 67.</p>	<p><b>Videos</b></p> <ul style="list-style-type: none"> <li>• *DVD <i>Quick Clips</i>, Segment 3 “Canticle of Saint Francis”</li> </ul> <p><b>Music</b></p> <ul style="list-style-type: none"> <li>• “Jesus, Heal Us” (Unit 2 song, page 66) *BLEST ARE WE music CD 3, Track 3 *BLEST ARE WE Song Book #13 *<i>Gather Comprehensive II</i> Hymnal #846</li> <li>• “Be Merciful, O Lord” *BLEST ARE WE music CD 2, Track 3 *BLEST ARE WE Song Book #8 *<i>Gather Comprehensive II</i> Hymnal #744</li> </ul>

\* Distributed by Silver Burdett Ginn Religion

- Complete the **Chapter Review**, p. 75.
- Complete **Faith in Action** – Parish Ministry about a Parish Council, p. 76.
- Distribute the **Take Home Family Time** pages for the next chapter.

Chapter  
**6**

# We Celebrate Reconciliation and Healing

### Learning Focus

This chapter will help the children

1. understand that Reconciliation and Anointing of the Sick are Sacraments of Healing.
2. realize that Jesus heals and forgives through the Sacraments of Healing.
3. learn about the meaning of venial and mortal sins.

### Faith Words

Reconciliation  
Anointing of the Sick

### Self-Evaluation

This session was

- one of the best
- pretty good
- in need of improvement

What worked out best was

---



---



---

For next time I would change

---



---



---

I will be sure to prepare for




---



---



---

Teaching Steps	Materials	Multimedia Resources
<b>Share</b> 15 minutes (p. 79)		
 <ul style="list-style-type: none"> <li>• Pray the opening verse.</li> <li>• Read the text and discuss personal experience.</li> <li>• Do the telephone activity.</li> </ul> <p><b>Additional Activity</b></p> <ul style="list-style-type: none"> <li>• Design a card.</li> </ul>	<ul style="list-style-type: none"> <li>• materials for prayer corner (p. 76C) or see <u>Prayer Corner</u></li> <li>• pencils or pens</li> </ul> <p><b>Additional Activity</b></p> <ul style="list-style-type: none"> <li>• paper</li> <li>• markers</li> </ul> <p><b>Activity Master 6a</b> See Catechist Guide, page 76D.</p>	<p><b>Books</b></p> <ul style="list-style-type: none"> <li>• <i>Island of the Skog</i> Steven Kellogg (Dial Books, 1993) This ageless story reveals how fear and misunderstanding can be the source of hurtful actions toward our neighbors.</li> </ul>
<b>Hear &amp; Believe</b> 25 minutes (pp. 80-81)		
 <ul style="list-style-type: none"> <li>• Discuss the photographs.</li> <li>• Read and discuss the liturgy.</li> <li>• Teach the doctrine in “Our Church Teaches.”</li> <li>• Discuss We Believe and review the Faith Words.</li> </ul> <p><b>Additional Activity</b></p> <ul style="list-style-type: none"> <li>• Complete the listening activity.</li> </ul>	<ul style="list-style-type: none"> <li>• DVD player</li> <li>• TV monitor</li> </ul> <p><b>Additional Activity</b></p> <ul style="list-style-type: none"> <li>• recording of “Hosea” by Gregory Norbet (Weston Priory)</li> <li>• CD player</li> </ul>	<p><b>Videos</b></p> <ul style="list-style-type: none"> <li>• *DVD <i>Quick Clips</i> 3, Segment 4 “Sacraments of Healing”</li> <li>• <i>Ricky’s First Reconciliation</i> (9 min.) (Twenty-Third Publications) This video can refresh children’s memories of the nature of and preparation for Reconciliation.</li> </ul>
<b>Respond</b> 20 minutes (pp. 82-84)		
 <ul style="list-style-type: none"> <li>• Read captions and discuss the pictures.</li> <li>• Draw a story-ending.</li> <li>• Order the steps of Reconciliation.</li> <li>• Pray “A Prayer of Sorrow.”</li> </ul> <p><b>Additional Activity</b></p> <ul style="list-style-type: none"> <li>• Complete the rug activity.</li> </ul>	<ul style="list-style-type: none"> <li>• CD player</li> <li>• children’s drawings or stories</li> <li>• drawing paper</li> <li>• crayons or markers</li> </ul> <p><b>Additional Activity</b></p> <ul style="list-style-type: none"> <li>• 11-by-14-inch felt rectangle for each student</li> <li>• religious stickers, old greeting cards, glue, fabric paint</li> </ul> <p><b>Activity Master 6b</b> See Catechist Guide, page 77.</p>	<p><b>Music</b></p> <ul style="list-style-type: none"> <li>• “Jesus, Heal Us” (Unit 2 song, page 66) *BLEST ARE WE music CD 3, Track 3 *BLEST ARE WE <i>Song Book</i> #13 *<i>Gather Comprehensive II Hymnal</i> #846</li> <li>• “Be Merciful, O Lord” *BLEST ARE WE music CD 2, Track 3 *BLEST ARE WE <i>Song Book</i> #8 *<i>Gather Comprehensive II Hymnal</i> #744</li> <li>• “With Open Hands” *GIFTS FOR A LIFETIME CD, Track 3 * GIFTS FOR A LIFETIME <i>Song Book</i> #2</li> </ul>

\* Distributed by Silver Burdett Ginn Religion

- Complete the **Chapter Review**, p. 85.
- Complete **Faith in Action** – Parish Ministry about Helping People Who Are Grieving, p. 86.
- Distribute the **Take Home Family Time** pages for the next chapter.

Chapter  
**7**

# Jesus Teaches Us How to Love and Care

### Learning Focus

This chapter will help the children

1. understand that the Great Commandment tells us to love God above all things.
2. realize that loving one's neighbor means respecting and caring for all people.
3. recognize that if we follow the Great Commandment we will make good choices.

### Faith Words

authority  
respect  
commandment

### Self-Evaluation

This session was

- one of the best
- pretty good
- in need of improvement

What worked out best was

\_\_\_\_\_

\_\_\_\_\_

For next time I would change




\_\_\_\_\_

\_\_\_\_\_

I will be sure to prepare for

\_\_\_\_\_

\_\_\_\_\_

Teaching Steps	Materials	Multimedia Resources
<b>Share</b> 15 minutes (p. 89)		
 <ul style="list-style-type: none"> <li>• Pray the Scripture verse.</li> <li>• Read the text and discuss personal experiences.</li> <li>• Write rules for school.</li> </ul> <p><b>Additional Activity</b></p> <ul style="list-style-type: none"> <li>• Draw a sign to represent a good neighbor rule.</li> </ul>	<ul style="list-style-type: none"> <li>• materials for prayer corner (p. 86C) or see <u>Prayer Corner</u></li> <li>• pencils or pens</li> </ul> <p><b>Activity Master 7a</b> See Catechist Guide, page 86D.</p>	<p><b>Videos</b></p> <ul style="list-style-type: none"> <li>• <i>Skateboard</i> (12 min.) (St. Anthony Messenger Press) An adventurous child breaks a rule, and barely escapes injury, discovering her parents make rules because they care about her.</li> </ul>
<b>Hear &amp; Believe</b> 25 minutes (pp. 90-91)		
 <ul style="list-style-type: none"> <li>• Discuss the illustration.</li> <li>• Read and discuss the Scripture story about Jesus in the synagogue.</li> <li>• Teach the doctrine in “Our Church Teaches.”</li> <li>• Discuss We Believe and review the Faith Words.</li> </ul> <p><b>Additional Activity</b></p> <ul style="list-style-type: none"> <li>• Make a poster of love.</li> </ul>	<ul style="list-style-type: none"> <li>• CD player</li> </ul> <p><b>Additional Activity</b></p> <ul style="list-style-type: none"> <li>• poster paper</li> <li>• markers</li> </ul>	<p><b>Audio</b></p> <ul style="list-style-type: none"> <li>• *BLEST ARE WE Scripture CD 3, Track 5</li> </ul> <p><b>Books</b></p> <ul style="list-style-type: none"> <li>• <i>The Potato Man</i> Megan McDonald (Orchard Books, 1991) Lumpy-faced Mr. Potato Man shows a kindness to a boy who has been taunting him.</li> </ul>
<b>Respond</b> 20 minutes (pp. 92-94)		
 <ul style="list-style-type: none"> <li>• Discuss the photographs.</li> <li>• Write about love and respect for others.</li> <li>• Find the hidden message.</li> <li>• Discuss newspaper stories.</li> <li>• Pray “A Prayer of Petition.”</li> </ul> <p><b>Additional Activity</b></p> <ul style="list-style-type: none"> <li>• Make people hearts.</li> </ul>	<ul style="list-style-type: none"> <li>• DVD player</li> <li>• TV monitor</li> <li>• markers or crayons</li> <li>• newspaper articles about people in need of loving neighbors</li> </ul> <p><b>Additional Activity</b></p> <ul style="list-style-type: none"> <li>• paper heart for each child</li> <li>• recycled magazines or books</li> <li>• scissors and glue</li> </ul> <p><b>Activity Master 7b</b> See Catechist Guide, page 87.</p>	<p><b>Videos</b></p> <ul style="list-style-type: none"> <li>• *DVD <i>Quick Clips</i> 3, Segment 5 “Headline News”</li> </ul> <p><b>Music</b></p> <ul style="list-style-type: none"> <li>• “Jesus, Heal Us” (Unit 2 song, page 66) *BLEST ARE WE music CD 3, Track 3 *BLEST ARE WE <i>Song Book #13</i> *<i>Gather Comprehensive II</i> Hymnal #846</li> <li>• “Do to Others” Damien Halloran/Maria Millward *BLEST ARE WE music CD 3, Track 9</li> </ul>

\* Distributed by Silver Burdett Ginn Religion

- Complete the **Chapter Review**, p. 95.
- Complete **Faith in Action** – Parish Ministry about Youth Ministries, p. 96
- Distribute the **Take Home Family Time** pages for the next chapter.

Chapter  
**8**

# We Pray to the Holy Spirit

### Learning Focus

This chapter will help the children

1. understand that we should ask God the Father for what we need.
2. learn that the Holy Trinity is three Persons, Father, Son, and Holy Spirit, in one God.
3. learn to be open to and accept guidance from the Holy Spirit.

### Faith Words

guidance  
Holy Trinity

### Self-Evaluation

This session was

- one of the best
- pretty good
- in need of improvement

What worked out best was

\_\_\_\_\_

\_\_\_\_\_

\_\_\_\_\_

For next time I would change

\_\_\_\_\_

\_\_\_\_\_




\_\_\_\_\_

I will be sure to prepare for

\_\_\_\_\_

\_\_\_\_\_

\_\_\_\_\_

Teaching Steps	Materials	Multimedia Resources
<b>Share</b> 15 minutes (p. 99)		
 <ul style="list-style-type: none"> <li>Pray the Scripture verse.</li> <li>Read the text and discuss personal experiences.</li> <li>Complete the gift activity.</li> </ul> <p><b>Additional Activity</b></p> <ul style="list-style-type: none"> <li>Complete the blessings activity.</li> </ul>	<ul style="list-style-type: none"> <li>materials for prayer corner (p. 96C) or see <u>Prayer Corner</u></li> <li>markers or crayons</li> </ul> <p><b>Additional Activity</b></p> <ul style="list-style-type: none"> <li>pens or pencils</li> <li>paper</li> </ul> <p><b>Activity Master 8a</b> See Catechist Guide, page 96D.</p>	<p><b>Books</b></p> <ul style="list-style-type: none"> <li><i>The Table Where Rich People Sit</i> Byrd Baylor (Charles Scribner Sons, 1994) Mountain Girl's parents lead her to understand that having material things is not what makes one rich.</li> </ul>
<b>Hear &amp; Believe</b> 25 minutes (pp. 100-101)		
 <ul style="list-style-type: none"> <li>Discuss the illustration.</li> <li>Read and discuss the Scripture story about the man who would not quit.</li> <li>Teach the doctrine in "Our Church Teaches."</li> <li>Discuss We Believe and review the Faith Words.</li> </ul> <p><b>Additional Activity</b></p> <ul style="list-style-type: none"> <li>Complete the petition book activity.</li> </ul>	<ul style="list-style-type: none"> <li>CD player</li> </ul> <p><b>Additional Activity</b></p> <ul style="list-style-type: none"> <li>notebook paper</li> <li>construction paper</li> <li>hole punch</li> <li>two lengths of yarn</li> <li>pens or pencils</li> <li>CD player</li> </ul>	<p><b>Audio</b></p> <ul style="list-style-type: none"> <li>*BLEST ARE WE Scripture CD 3, Track 6</li> </ul> <p><b>Books</b></p> <ul style="list-style-type: none"> <li><i>Saint Patrick</i> Ann Thompert (Boyd's Mill Press, 1998) This is a beautifully illustrated story of Saint Patrick's journey of faith.</li> </ul>
<b>Respond</b> 20 minutes (pp. 102-104)		
 <ul style="list-style-type: none"> <li>Read about Saint Patrick.</li> <li>Complete the activities.</li> <li>Write prayer petitions.</li> <li>Pray "A Prayer to the Holy Trinity."</li> </ul> <p><b>Additional Activity</b></p> <ul style="list-style-type: none"> <li>Complete the Holy Spirit activity.</li> </ul>	<ul style="list-style-type: none"> <li>pens or pencils</li> </ul> <p><b>Additional Activity</b></p> <ul style="list-style-type: none"> <li>Holy Spirit symbol outlines</li> <li>paper</li> <li>markers</li> </ul> <p><b>Activity Master 8b</b> See Catechist Guide, page 97.</p>	<p><b>Music</b></p> <ul style="list-style-type: none"> <li>"Jesus, Heal Us" (Unit 2 song, page 66)</li> <li>*BLEST ARE WE music CD 3, Track 3</li> <li>*BLEST ARE WE Song Book #13</li> <li>*Gather Comprehensive II Hymnal #846</li> <li>"Send Us Your Spirit"</li> <li>*BLEST ARE WE Junior High CD, Track 6</li> <li>*BLEST ARE WE Song Book #38</li> <li>*Gather Comprehensive II Hymnal #846</li> </ul>

\* Distributed by Silver Burdett Ginn Religion

- Complete the **Chapter Review**, p. 105.
- Complete **Faith in Action** – Parish Ministry about Pastors, p. 106
- Distribute the **Take Home Family Time** pages for the next chapter.