

Chapter
1

Revelation and Response

Learning Focus

This chapter will help the young people

1. understand that Abraham and Sarah's trust in God makes them models of faith for us today.
2. learn why Abraham is considered the patriarch of the Christian, Jewish, and Muslim faiths.
3. understand that God reveals himself to us in words and deeds.

Faith Words

faith
patriarch
revelation

Self-Evaluation




This session was

- one of the best
- pretty good
- in need of improvement

What worked out best was

For next time I would change

I will be sure to prepare for

Teaching Steps	Materials	Multimedia Resources
Share 15 minutes (p. 27)		
 <ul style="list-style-type: none"> • Pray the Scripture verse. • Read the text and discuss personal experiences. • Complete the missing-word activity. <p>Additional Activity</p> <ul style="list-style-type: none"> • Write Western Wall petitions. 	<ul style="list-style-type: none"> • materials for Prayer Corner (p. 24C) or see <u>Prayer Corner</u> • pens or pencils <p>Additional Activity</p> <ul style="list-style-type: none"> • cork bulletin board or foam board • push pins • paper for petitions <p>Activity Master 1a See Catechist Guide, p. 24D.</p>	<p>Books</p> <ul style="list-style-type: none"> • <i>*The Children's Illustrated Bible</i> Selina Hastings (DK Publishing, 1994)
Hear & Believe 25 minutes (pp. 28–29)		
 <ul style="list-style-type: none"> • Discuss the illustration. • Read and discuss the story about Abraham. • Teach the doctrine in "Our Church Teaches." • Discuss We Believe and review the Faith Words. 	<ul style="list-style-type: none"> • Bibles (at least one for every two young people) • DVD player • TV monitor 	<p>Videos</p> <ul style="list-style-type: none"> • <i>*DVD Quick Clips 6, Segment 2, "Mary Trusts God"</i> • <i>Abraham</i> (150 min.) (Oblate Media and Communication)
Respond 20 minutes (pp. 30–32)		
 <ul style="list-style-type: none"> • Discuss the photograph. • Read and discuss the text. • Do the activities. • Pray "A Prayer of Trust." <p>Additional Activity</p> <ul style="list-style-type: none"> • Discuss acting on faith. 	<ul style="list-style-type: none"> • CD player <p>Activity Master 1b See Catechist Guide, p. 25.</p>	<p>Music</p> <ul style="list-style-type: none"> • "I Say 'Yes,' Lord/Digo 'Sí, Señor" (Unit 1 song, page 24) • <i>*BLEST ARE WE</i> music CD 6, track 2 • <i>*BLEST ARE WE Song Book #28</i> • <i>*Gather Comprehensive II Hymnal #581</i> • "You Are Near" Dan Schutte • <i>*Gather Comprehensive II Hymnal #590</i> • "God of Abraham" Bernadette Farrell (OCP)

* Distributed by Silver Burdett Ginn Religion

- Complete the **Chapter Review**, p. 33.
- Complete **Faith in Action** — Parish Ministry: Parish Maintenance Staff, p. 34.
- Distribute the **Take Home Family Time** pages for this and the next chapter.

Chapter 2

Sacrifice and Promise

Learning Focus

This chapter will help the children

1. learn that because of his faith, Abraham was willing to sacrifice his son for God.
2. understand that faith is an essential element of our relationship with God.
3. learn that when we receive the Eucharist, we receive new life in Christ, who sacrificed his own life for us.

Faith Words

sacrifice
altar

Self-Evaluation




This session was

- one of the best
- pretty good
- in need of improvement

What worked out best was

For next time I would change

I will be sure to prepare for

Teaching Steps	Materials	Multimedia Resources
Share 15 minutes (p. 37)		
 <ul style="list-style-type: none"> • Pray the Scripture verse. • Read the text and discuss personal experiences. • Complete the matching activity. <p>Additional Activity</p> <ul style="list-style-type: none"> • Analyze acts of sacrifice. 	<ul style="list-style-type: none"> • materials for Prayer Corner (p. 34C) or see <u>Prayer Corner</u> • pens or pencils <p>Activity Master 2a See Catechist Guide, p. 34D.</p>	<p>Books</p> <ul style="list-style-type: none"> • <i>The Illustrated Jewish Bible for Children</i> Selina Hastings (DK Publishing, 1997)
Hear & Believe 25 minutes (pp. 38–39)		
 <ul style="list-style-type: none"> • Discuss the illustration. • Read and discuss the reading for the Easter Vigil. • Teach the doctrine in “Our Church Teaches.” • Discuss We Believe and review the Faith Words. <p>Additional Activity</p> <ul style="list-style-type: none"> • Make prayer symbols. 	<ul style="list-style-type: none"> • Bibles (at least one for every two young people) <p>Additional Activity</p> <ul style="list-style-type: none"> • felt or poster board squares • construction paper • scissors • glue • markers 	<p>Videos</p> <ul style="list-style-type: none"> • <i>Abraham’s Sacrifice</i> (30 min.) (“In the Beginning” series; CCC of America)
Respond 20 minutes (pp. 40–42)		
 <ul style="list-style-type: none"> • Discuss the photograph. • Read and discuss the story. • Do the activities. • Pray “A Sabbath Blessing.” <p>Additional Activity</p> <ul style="list-style-type: none"> • Make “Get Well” cards. 	<ul style="list-style-type: none"> • CD player <p>Additional Activity</p> <ul style="list-style-type: none"> • construction prayer • crayons or markers • candle, wine, Havdalah blessings <p>Activity Master 2b See Catechist Guide, p. 35.</p>	<p>Music</p> <ul style="list-style-type: none"> • “I Say ‘Yes,’ Lord/Digo ‘Sí, Señor” (Unit 1 song, page 24) * BLEST ARE WE music CD 6, track 2 * BLEST ARE WE Song Book #28 * <i>Gather Comprehensive II Hymnal</i> #581 • “Bread of Live from Heaven/ Pan de Vida Eterna” Argentine folk melody * <i>Gather Comprehensive II Hymnal</i> #680 • “Psalm 16: Keep Me Safe, O God” John Foley, S.J. * <i>Gather Comprehensive II Hymnal</i> #18

* Distributed by Silver Burdett Ginn Religion

- Complete the **Chapter Review**, p. 43.
- Complete **Faith in Action** — Parish Ministry: Altar Servers, p. 44.
- Distribute the **Take Home Family Time** pages for the next chapter.

Chapter 3

Covenant and Commitment

Learning Focus

This chapter will help the young people

1. learn that God is always faithful to his promises.
2. understand how they can become covenant people.
3. identify commitments they, as Catholics, can make to their faith.

Faith Words

covenant

Self-Evaluation




This session was

- one of the best
- pretty good
- in need of improvement

What worked out best was

For next time I would change

I will be sure to prepare for

	Teaching Steps	Materials	Multimedia Resources
	Share 15 minutes (p. 47)		
	<ul style="list-style-type: none"> Pray the Scripture verse. Read the text and discuss personal experiences. Complete the matching activity. <p>Additional Activity</p> <ul style="list-style-type: none"> Share pledges or oaths. 	<ul style="list-style-type: none"> materials for Prayer Corner (p. 44C) or see <u>Prayer Corner</u> pens or pencils <p>Activity Master 3a</p> <p>See Catechist Guide, p. 44D.</p>	<p>Books</p> <ul style="list-style-type: none"> <i>Sharing Blessings</i> Rahel Musleah and Michael Klayman (Jewish Lights Publishing)
	Hear & Believe 25 minutes (pp. 48–49)		
	<ul style="list-style-type: none"> Discuss the illustration. Read and discuss the Scripture story. Teach the doctrine in “Our Church Teaches.” Discuss We Believe and review the Faith Words. <p>Additional Activity</p> <ul style="list-style-type: none"> Act out the Scripture story. 	<ul style="list-style-type: none"> Bibles (at least one for every two young people) DVD player TV monitor <p>Additional Activity</p> <ul style="list-style-type: none"> writing paper 	<p>Videos</p> <ul style="list-style-type: none"> *DVD <i>Quick Clips</i> 6 Segment 3, “God Is Always with Israel” <i>Paul the Emissary</i> (54 min.) (Oblate Media and Communication)
	Respond 20 minutes (pp. 50–52)		
	<ul style="list-style-type: none"> Discuss the illustration and the painting. Read and discuss the story about Saint Paul. Do the activities. Pray “A Family Blessing.” <p>Additional Activity</p> <ul style="list-style-type: none"> Research the meaning of names. 	<ul style="list-style-type: none"> CD Player <p>Additional Activity</p> <ul style="list-style-type: none"> baby-name books drawing paper crayons or markers <p>Activity Master 3b</p> <p>See Catechist Guide, p. 45.</p>	<p>Music</p> <ul style="list-style-type: none"> “I Say ‘Yes,’ Lord/Digo ‘Sí,’ Señor” (Unit 1 song, page 24) *BLEST ARE WE music CD 6, track 2 *BLEST ARE WE <i>Song Book</i> #28 *<i>Gather Comprehensive II</i> Hymnal #581 “We Are Climbing Jacob’s Ladder” *BLEST ARE WE music CD 6, track 6 *BLEST ARE WE <i>Song Book</i> #31 “May God Bless and Keep You” Christopher Walker *<i>Gather Comprehensive II</i> Hymnal #577

* Distributed by Silver Burdett Ginn Religion

- Complete the **Chapter Review**, p. 53.
- Complete **Faith in Action** — Parish Ministry: Legislative Advocacy Groups, p. 54.
- Distribute the **Take Home Family Time** pages for the next chapter.

Chapter
4

Piety and Prayer

Learning Focus

This chapter will help the young people

1. learn about Joseph and his devotion to and trust in God.
2. understand that they should trust God.
3. learn that it is important to overcome distractions from God and to stay focused on his will.

Faith Words

fidelity
piety

Self-Evaluation




This session was

- one of the best
- pretty good
- in need of improvement

What worked out best was

For next time I would change

I will be sure to prepare for

Teaching Steps	Materials	Multimedia Resources
Share 15 minutes (p. 57)		
 <ul style="list-style-type: none"> • Pray the Scripture verse. • Read the text and discuss personal experiences • Complete the newspaper activity. <p>Additional Activity</p> <ul style="list-style-type: none"> • Identify qualities of friendship. 	<ul style="list-style-type: none"> • materials for Prayer Corner (p. 54C) or see <u>Prayer Corner</u> • pens or pencils <p>Activity Master 4a See Catechist Guide, p. 54D.</p>	<p>Books</p> <ul style="list-style-type: none"> • <i>Joseph</i> Brian Wildsmith (Eerdmans Books for Young Readers, 1997)
Hear & Believe 25 minutes (pp. 58–59)		
 <ul style="list-style-type: none"> • Discuss the illustration. • Read and discuss the Scripture story. • Teach the doctrine in “Our Church Teaches.” • Discuss We Believe and review the Faith Words. 	<ul style="list-style-type: none"> • Bibles (at least one for every two young people) 	<p>Videos</p> <ul style="list-style-type: none"> • <i>Joseph in Bondage</i> (30 min.) (“In the Beginning” series; CCC of America)
Respond 20 minutes (pp. 60–62)		
 <ul style="list-style-type: none"> • Discuss the photograph. • Read and discuss the text. • Do the activities. • Pray the Magnificat. <p>Additional Activity</p> <ul style="list-style-type: none"> • Interview Joseph. 	<ul style="list-style-type: none"> • CD player <p>Additional Activity</p> <ul style="list-style-type: none"> • writing paper <p>Activity Master 4b See Catechist Guide, p. 25.</p>	<p>Music</p> <ul style="list-style-type: none"> • “I Say ‘Yes,’ Lord/Digo ‘Sí,’ Señor” (Unit 1 song, page 24) BLEST ARE WE music CD 6, track 2 BLEST ARE WE Song Book #28 *<i>Gather Comprehensive II</i> Hymnal #581 • “Magnificat” David Haas *<i>Gather Comprehensive II</i> Hymnal #773

* Distributed by Silver Burdett Ginn Religion

- Complete the **Chapter Review**, p. 63.
- Complete **Faith in Action** — Parish Ministry: Parish Youth Groups, p. 64.
- Distribute the **Take Home Family Time** pages for the next chapter.