

Chapter
9

Our Land and God's Kingdom

Learning Focus

This chapter will help the young people

1. learn the story of Samuel and Saul.
2. understand that just as God chose the Israelites and gave them the promised land, he promises us a share in his kingdom.
3. learn about the special mission entrusted to the Church as the beginning of God's kingdom.

Faith Words

ministry
laity
catholic

Self-Evaluation




This session was

- one of the best
- pretty good
- in need of improvement

What worked out best was

For next time I would change

I will be sure to prepare for

Teaching Steps	Materials	Multimedia Resources
Share 15 minutes (p. 111)		
 <ul style="list-style-type: none"> • Pray the Scripture verse. • Read the text and discuss personal experiences. • Complete the drawing activity. <p>Additional Activity</p> <ul style="list-style-type: none"> • Make unity bracelets. 	<ul style="list-style-type: none"> • materials for Prayer Corner (p. 108C) or see <u>Prayer Corner</u> • pens or pencils • CD player <p>Additional Activity</p> <ul style="list-style-type: none"> • beads • string or cord <p>Activity Master 9a See Catechist Guide, p. 108D.</p>	<p>Music</p> <ul style="list-style-type: none"> • “Let Us Go Rejoicing” (Unit 3 song, page 108) *BLEST ARE WE music CD 6, track 4 *BLEST ARE WE Song Book #30 *Gather Comprehensive II Hymnal #68 • “The Summons” *BLEST ARE WE music CD 5, track 6 *BLEST ARE WE Song Book #27 *Gather Comprehensive II Hymnal #687
Hear & Believe 25 minutes (pp. 112–113)		
 <ul style="list-style-type: none"> • Discuss the illustration. • Read and discuss the Scripture story. • Teach the doctrine in “Our Church Teaches.” • Discuss We Believe and review the Faith Words. <p>Additional Activity</p> <ul style="list-style-type: none"> • Interview Samuel. 	<ul style="list-style-type: none"> • Bibles (at least one for every two young people) <p>Additional Activity</p> <ul style="list-style-type: none"> • note paper 	<p>Videos</p> <ul style="list-style-type: none"> • <i>Salt of the Earth</i> (nine 15-minute segments) (Salt Films)
Respond 20 minutes (pp. 114–116)		
 <ul style="list-style-type: none"> • Discuss the photograph. • Read the story about the Franciscans in the Holy Land. • Do the activities. • Pray a prayer of praise. <p>Additional Activity</p> <ul style="list-style-type: none"> • Take a Holy Land pilgrimage. 	<ul style="list-style-type: none"> • DVD player • TV monitor <p>Additional Activity</p> <ul style="list-style-type: none"> • note paper • books or travel brochures featuring the Holy Land <p>Activity Master 9b See Catechist Guide, p. 109.</p>	<p>Videos</p> <ul style="list-style-type: none"> • *DVD <i>Quick Clips</i> 6, Segment 5, “The Holy Land”

* Distributed by Silver Burdett Ginn Religion

- Complete the **Chapter Review**, p. 117.
- Complete **Faith in Action** — Parish Ministry: Social Outreach Ministry, p. 118.
- Distribute the **Take Home Family Time** pages for the next chapter.

Chapter
10

The Ark and the Temple

Learning Focus

This chapter will help the young people

1. learn about the importance of the ark of the covenant and the Temple to the Hebrews.
2. identify the relationship between Catholic rituals for worship and the rituals of the people of God in the Old Testament.
3. understand the special mission of men who receive the Sacrament of Holy Orders.

Faith Words

sacrament
Temple
sacramental

Self-Evaluation




This session was

- one of the best
- pretty good
- in need of improvement

What worked out best was

For next time I would change

I will be sure to prepare for

Teaching Steps	Materials	Multimedia Resources
Share 15 minutes (p. 121)		
 <ul style="list-style-type: none"> • Pray the liturgical verse. • Read the text and discuss personal experiences. • Complete the word-search activity. <p>Additional Activity</p> <ul style="list-style-type: none"> • Decorate shells as symbols. 	<ul style="list-style-type: none"> • materials for Prayer Corner (p. 118C) or see <u>Prayer Corner</u> • pens or pencils <p>Additional Activity</p> <ul style="list-style-type: none"> • clam or scallop shells • colorful paints • paintbrushes • glitter • glue • decorative stickers <p>Activity Master 10a See Catechist Guide, p. 118D.</p>	<p>Books</p> <ul style="list-style-type: none"> • <i>Biblical Times</i> Antony Mason (Simon & Schuster Books for Young Readers, 1996)
Hear & Believe 25 minutes (pp. 122–123)		
 <ul style="list-style-type: none"> • Discuss the photograph. • Read and discuss the liturgical passage about the blessing of water. • Teach the doctrine in “Our Church Teaches.” • Discuss We Believe and review the Faith Words. <p>Additional Activity</p> <ul style="list-style-type: none"> • Exchange blessings. 	<ul style="list-style-type: none"> • Bibles (at least one for every two young people) • DVD player • TV monitor <p>Additional Activity</p> <ul style="list-style-type: none"> • writing paper • construction paper • glue • stickers 	<p>Videos</p> <ul style="list-style-type: none"> • *DVD <i>Quick Clips</i> 6, Segment 6, “Baptism” • <i>Come on In: A Church Tour for Children</i> (two 11-minute videos) (Twenty-Third Publications)
Respond 20 minutes (pp. 124–126)		
 <ul style="list-style-type: none"> • Discuss the photograph. • Read and discuss the story. • Do the activities. • Pray a prayer for guidance. <p>Additional Activity</p> <ul style="list-style-type: none"> • Play a sacraments quiz game. 	<ul style="list-style-type: none"> • CD player <p>Additional Activity</p> <ul style="list-style-type: none"> • sacraments trivia questions • “Sacrament Trivia Star” certificate <p>Activity Master 10b See Catechist Guide, p. 119.</p>	<p>Music</p> <ul style="list-style-type: none"> • “Let Us Go Rejoicing” (Unit 3 song, page 108) • *BLEST ARE WE music CD 6, track 4 • *BLEST ARE WE <i>Song Book</i> #30 • *<i>Gather Comprehensive II</i> Hymnal #68 • “Christ, Be Our Light” Bernadette Farrell • *<i>Gather Comprehensive II</i> Hymnal #512

* Distributed by Silver Burdett Ginn Religion

- Complete the **Chapter Review**, p. 127.
- Complete **Faith in Action** — Parish Ministry: Catechetical Ministry, p. 128.
- Distribute the **Take Home Family Time** pages for the next chapter.

Chapter
11

David's Sin and the Story of the Fall

Learning Focus

This chapter will help the young people

1. learn the stories of David and of Adam and Eve.
2. recognize that we, like David, can be forgiven for our sins.
3. understand the ways that God helps us make good moral decisions.

Faith Words

conscience
guidance
sacramental grace

Self-Evaluation




This session was

- one of the best
- pretty good
- in need of improvement

What worked out best was

For next time I would change

I will be sure to prepare for

Teaching Steps	Materials	Multimedia Resources
Share 15 minutes (p. 131)		
 <ul style="list-style-type: none"> • Pray the Scripture verse. • Read the text and discuss personal experiences. • Complete the drawing and writing activity. <p>Additional Activity</p> <ul style="list-style-type: none"> • Begin drawing comic strips. 	<ul style="list-style-type: none"> • materials for Prayer Corner (p. 128C) or see <u>Prayer Corner</u> • pens or pencils <p>Additional Activity</p> <ul style="list-style-type: none"> • paper • crayons and markers <p>Activity Master 11a See Catechist Guide, p. 128D.</p>	<p>Books</p> <ul style="list-style-type: none"> • <i>The Student Bible Guide to Jerusalem</i> Robert Blackhouse (Augsburg, 1997)
Hear & Believe 25 minutes (pp. 132–133)		
 <ul style="list-style-type: none"> • Discuss the illustration. • Read and discuss the Scripture stories about King David and Adam and Eve. • Teach the doctrine in “Our Church Teaches.” • Discuss We Believe and review the Faith Words. <p>Additional Activity</p> <ul style="list-style-type: none"> • Write letters granting or asking for forgiveness. 	<ul style="list-style-type: none"> • Bibles (at least one for every two young people) <p>Additional Activity</p> <ul style="list-style-type: none"> • writing paper 	<p>Videos</p> <ul style="list-style-type: none"> • <i>Folktales of Peace</i> (22 min.) (Mass Media Video Ministries)
Respond 20 minutes (pp. 134–136)		
 <ul style="list-style-type: none"> • Discuss the photograph. • Read and discuss the story. • Do the activities. • Pray the Confiteor. <p>Additional Activity</p> <ul style="list-style-type: none"> • Complete the comic strips. 	<ul style="list-style-type: none"> • CD player <p>Additional Activity</p> <ul style="list-style-type: none"> • comic strips from additional Share activity • crayons and markers <p>Activity Master 11b See Catechist Guide, p. 129.</p>	<p>Music</p> <ul style="list-style-type: none"> • “Let Us Go Rejoicing” (Unit 3 song, page 108) *BLEST ARE WE music CD 6, track 4 *BLEST ARE WE Song Book #30 • *Gather Comprehensive II Hymnal #68 • “Return to God” *Seasonal Celebrations CD, track 14 *Gather Comprehensive II Hymnal #410 • “Kyrie” *GIFTS FOR A LIFETIME music CD, track 11

* Distributed by Silver Burdett Ginn Religion

- Complete the **Chapter Review**, p. 137.
- Complete **Faith in Action** — Parish Ministry: Parish Pastoral Council, p. 138.
- Distribute the **Take Home Family Time** pages for the next chapter.

Chapter
12

Psalms of Praise and Works of Wonder

Learning Focus

This chapter will help the young people

1. learn about the Book of Psalms.
2. identify the responsorial psalm as part of the liturgy.
3. recognize the value of praying the Psalms.

Faith Words

Psalms
amen
reverence

Self-Evaluation




This session was

- one of the best
- pretty good
- in need of improvement

What worked out best was

For next time I would change

I will be sure to prepare for

Teaching Steps	Materials	Multimedia Resources
Share 15 minutes (p. 141)		
 <ul style="list-style-type: none"> • Pray the opening prayer. • Read the text and discuss personal experiences. • Complete the song completion activity. <p>Additional Activity</p> <ul style="list-style-type: none"> • Illustrate a psalm. 	<ul style="list-style-type: none"> • materials for Prayer Corner (p. 138C) or see <u>Prayer Corner</u> • pens or pencils <p>Additional Activity</p> <ul style="list-style-type: none"> • drawing paper • colored pencils or markers <p>Activity Master 12a See Catechist Guide, p. 138D.</p>	<p>Books</p> <ul style="list-style-type: none"> • <i>King David and His Songs</i> Mary Fabyan Windeatt (Tan Books, Inc., 1994)
Hear & Believe 25 minutes (pp. 142–143)		
 <ul style="list-style-type: none"> • Discuss the illustration. • Read and discuss the Scripture story about David and Solomon. • Teach the doctrine in “Our Church Teaches.” • Discuss We Believe and review the Faith Words. <p>Additional Activity</p> <ul style="list-style-type: none"> • Read and interpret psalms. 	<ul style="list-style-type: none"> • Bibles (at least one for every two young people) 	<p>Videos</p> <ul style="list-style-type: none"> • <i>Prayer of Praise</i> (30 min.) (St. Anthony Messenger Press)
Respond 20 minutes (pp. 144–146)		
 <ul style="list-style-type: none"> • Discuss the illustration. • Pray and discuss the psalm. • Do the activities. • Pray “A Psalm Prayer.” <p>Additional Activity</p> <ul style="list-style-type: none"> • Listen to a song from <i>Godspell</i>. 	<ul style="list-style-type: none"> • CD player <p>Additional Activity</p> <ul style="list-style-type: none"> • CD of the musical <i>Godspell</i> <p>Activity Master 12b See Catechist Guide, p. 139.</p>	<p>Music</p> <ul style="list-style-type: none"> • “Let Us Go Rejoicing” (Unit 3 song, page 108) *BLEST ARE WE music CD 6, track 4 *BLEST ARE WE <i>Song Book</i> #30 *<i>Gather Comprehensive II Hymnal</i> #68 • “My Shepherd Is the Lord” Joseph Gelineau, S.J. *GIFTS FOR A LIFETIME <i>Song Book</i> #5 *<i>Gather Comprehensive II Hymnal</i> #24 • “Psalm 8” *<i>Gather Comprehensive II Hymnal</i> #976

- Complete the **Chapter Review**, p. 147.
- Complete **Faith in Action** — Parish Ministry: Music Ministry, p. 148.
- Distribute the **Take Home Family Time** pages for the next chapter.

* Distributed by Silver Burdett Ginn Religion